

SR - ICM2

Inline Contamination Monitor Kit for HPM6000

The SR-ICM measures and displays particulate contamination, moisture and temperature levels in hydraulic fluids. These values can be transmitted and displayed on the HPM6000 where they can be logged.

It is designed specifically to be mounted directly to systems, where ongoing measurement or analysis is required, and where space is limited. Minimesh(R) couplings enable quick and convenient connection to established systems.



Hydraulic measurement and control



Milwaukee, WI 53235, USA
Tel: +1 (414) 769-6400
sales-us@webtec.com

St. Ives, Cambs. PE27 3LZ, UK
Tel: +44 (0) 1480 397 400
sales-uk@webtec.com

www.webtec.com

Features

- Measures and displays NAS 1638* as standard (other options available – please consult sales office).
- Moisture and temperature sensing fluid dependant
- Multicolour LED indication
- Robust die cast aluminium construction
- Up to 420 bar maximum pressure.
- IP66 rated.
- No external power supply. System is powered from the HPM6000.



SRICM-BU-ENG-3479.pdf 04/18
(Issue 3)

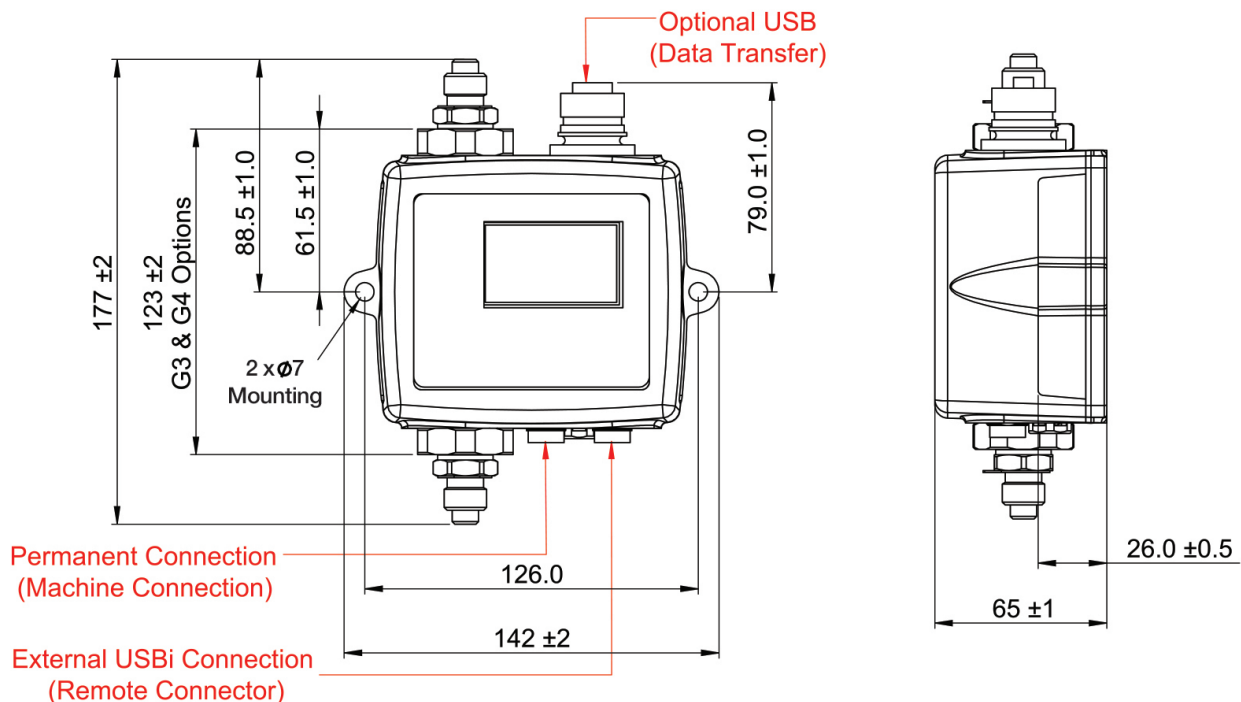
Specifications

ICM

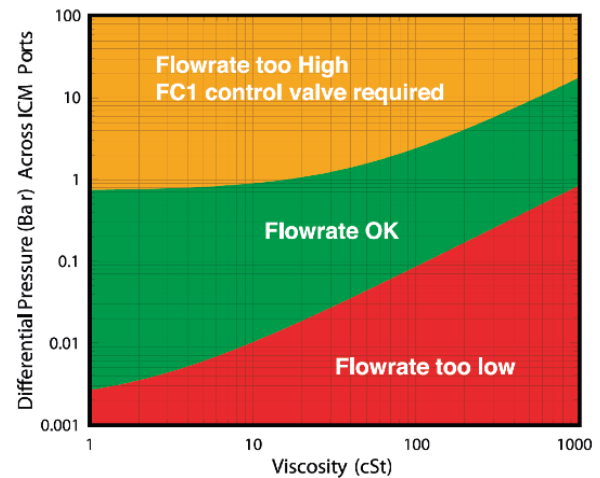
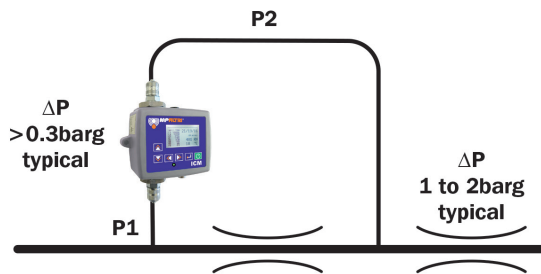
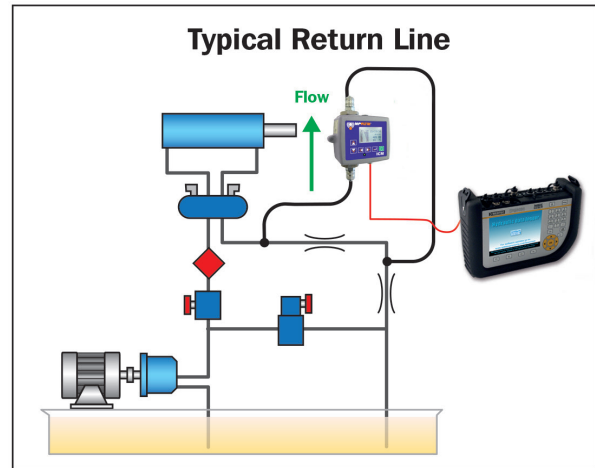
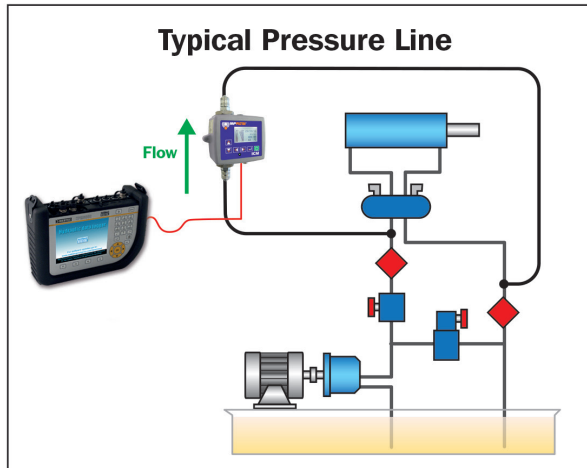
Technology:	LED Based Light Extinction Automatic Optical Contamination Monitor
Maximum Pressure:	Up to 420 bar (6000 PSI)
Operating Flow Rate:	20 - 400 ml/minute
Particle Sizing:	>4,6,14,21,25,38,50,70 $\mu\text{m(c)}$ to ISO 4406 1999 Standard
Analysis range*:	ISO 4406 Code 0 to 25, NAS 1638 Class 00 to 12, AS4059 Rev.E. Table 1&2 Sizes A-F: 000 (Lower Limits are Test Time dependent)
Accuracy:	$\pm 1/2$ code for 4,6,14 $\mu\text{m(c)}$, ± 1 code for larger sizes
Fluid Temperature:	From +25°C to +80°C
Viscosity Range	≤ 1000 cSt
Moisture Sensing	% RH (Relative Humidity) $\pm 3\%$
Temp. Measurement	$\pm 3^\circ\text{C}$
Flow rate measurement	Indicator only
Ambient Temp.min/max	From -25°C to +55°C
Environmental Protection	IP 66 IK04 Impact Protection
Weight:	1.4 kg
Outer Casing Finish	Polyurethane BS X34B. Colour BS381-638 (Dark Sea Grey) Approval: BS2X34A & BS2X34B, MM0114 & SP-J-513-083 T. II Cl. A Performance: MIL-PRF-85285
Fluid Compatibility	Mineral Oil
Hydraulic Connections	Minimess connections M16 x 2
Electric Connections	Connecting cable between HPM6000 and ICM: 3m long. Consult sales for other lengths.

*Only NAS code and RH are transmitted to the HPM6000 as standard. Other options available with the addition of an interface unit – please consult sales office. Sample time preset to 2min to suit NAS range.

Dimensions (mm):



Installation Guidance:



- For optimum performance it is recommended that 1 bar differential pressure is maintained across the ICM
- Avoid installing the ICM close to pump outlets (In some circumstances pump ripple can have an effect on particle count ie. particles counted multiple times)
- For best results a check valve (1 to 2 bar approx.) should be installed on the return line to reduce the risk of air backflow.

The above information is for guidance only. Due to the nature of variation in hydraulic systems, this guidance may only be considered as "typical". System positioning, circuit design, dimensions, pressure settings, viscosities and installation practices are only some of the variables which can be encountered on hydraulic systems industry wide. Users should always consider the specifics of their installation and make adjustments where necessary to ensure the correct and safe operation of components on the circuit. Webtec, MP Filtri UK Ltd and the MP Filtri Ltd Group accept no responsibility for the design, manufacture or installation of systems or circuits where our products may be applied.

Test time required for reliable indication by ISO code

